



GPL 1272 F2FR

12V 7.2Ah

GPL 1272 F2FR is a general purpose battery with 5~8 years service life under normal float charge at 25°C (77°F). As with all CSB batteries, all are rechargeable, highly efficient, leak proof and maintenance free.



Specification

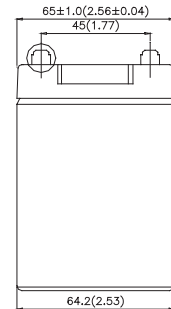
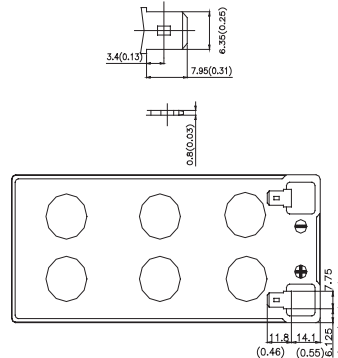
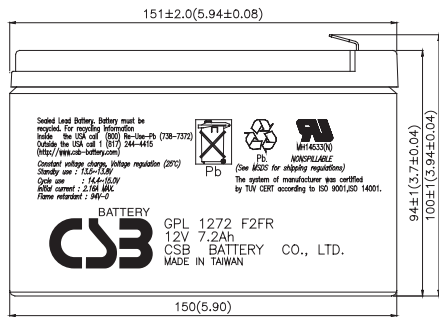
Cells Per Unit	6
Voltage Per Unit	12
Capacity	7.2Ah @ 20hr-rate to 1.75V per cell @25 °C(77°F)
Weight	Approx. 2.65kg(6.49 lbs)
Maximum Discharge Current	110A(5sec)
Internal Resistance	Approx. 20mΩ
Operating Temperature Range	Discharge: -20°C~50°C(-4°F~122°F) Charge: 0°C~40°C(32°F~104°F) Storage: -20°C~40°C(-4°F~104°F)
Nominal Operating Temperature Range	25°C±3°C(77°F±5°F)
Float Charging Voltage	13.5 to 13.8 VDC/unit Average at 25°C(77°F)
Recommended Maximum Charging Current Limit	2.16A
Equalization and Cycle Service	14.4 to 15.0 VDC/unit Average at 25°C(77°F)
Self Discharge	CSB Batteries can be stored for more than 6 months at 25°C(77°F). Please charge batteries before using. For higher temperatures the time interval will be shorter.
Terminal	Faston Tab 187/250
Container Material	-ABS(UL94-V0 flame retardant case)



CSB-manufactured batteries are UL-recognized components under UL924 and UL1989. CSB is also certified by ISO 9001 and ISO 14001.

Dimensions

unit: (MM)



Constant Current Discharge Characteristics Unit:A (25°C , 77°F)

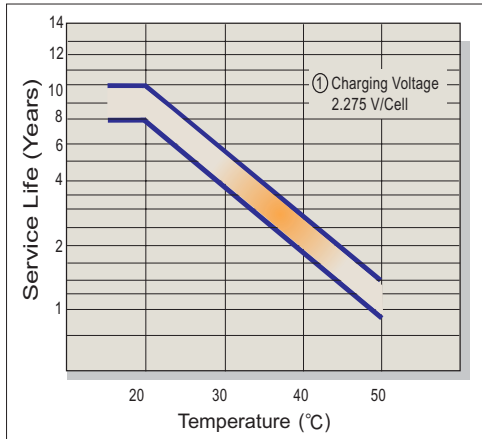
F.V/Time	5MIN	10MIN	15MIN	30MIN	1HR	2HR	3HR	4HR	5HR	8HR	10HR	20HR
1.60V	24.1	19.2	16.7	9.05	4.61	2.74	1.87	1.53	1.29	0.901	0.739	0.374
1.67V	23.7	18.7	15.9	8.90	4.58	2.73	1.85	1.51	1.28	0.886	0.729	0.368
1.70V	23.5	18.5	15.6	8.84	4.57	2.72	1.84	1.50	1.27	0.879	0.725	0.366
1.75V	22.2	17.4	14.4	8.52	4.48	2.69	1.80	1.44	1.20	0.864	0.709	0.359
1.80V	20.9	16.2	13.2	8.19	4.39	2.66	1.75	1.38	1.13	0.849	0.693	0.351
1.85V	19.6	15.1	12.0	7.87	4.30	2.63	1.71	1.32	1.06	0.834	0.677	0.344

Constant Power Discharge Characteristics Unit:W (25°C , 77°F)

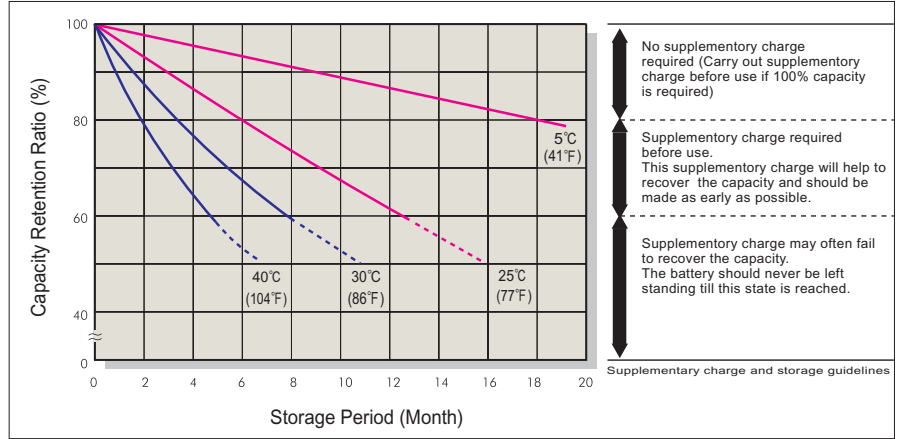
F.V/Time	5MIN	10MIN	15MIN	30MIN	1HR	2HR	3HR	4HR	5HR	8HR	10HR	20HR
1.60V	257	209	185	103	53.9	32.2	22.0	18.0	15.3	10.7	8.78	4.46
1.67V	256	205	166	102	53.6	32.1	21.8	17.8	15.1	10.5	8.68	4.39
1.70V	255	203	158	101	53.5	32.1	21.7	17.7	15.0	10.4	8.64	4.36
1.75V	244	193	155	98.1	52.6	31.8	21.3	17.1	14.3	10.3	8.47	4.28
1.80V	233	183	151	95.1	51.6	31.5	20.8	16.4	13.5	10.1	8.30	4.20
1.85V	222	173	148	92.2	50.7	31.2	20.4	15.8	12.8	9.95	8.13	4.12

● All mentioned values are average values.

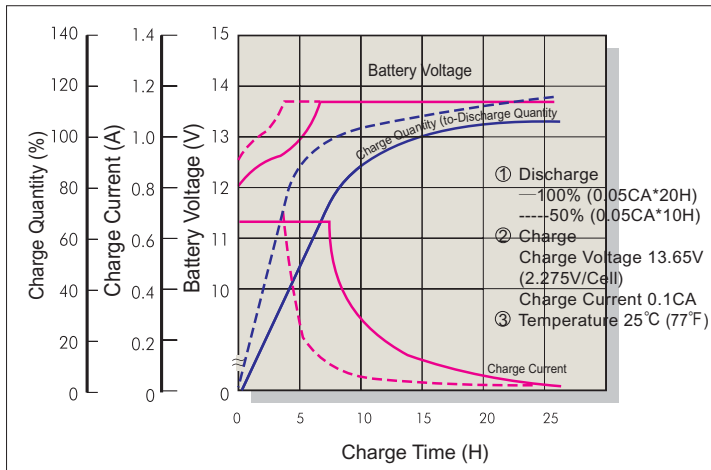
Trickle (or Float) Service Life



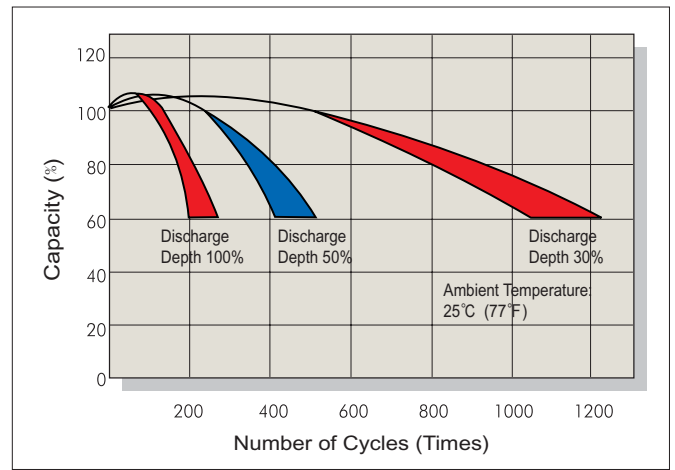
Capacity Retention Characteristic



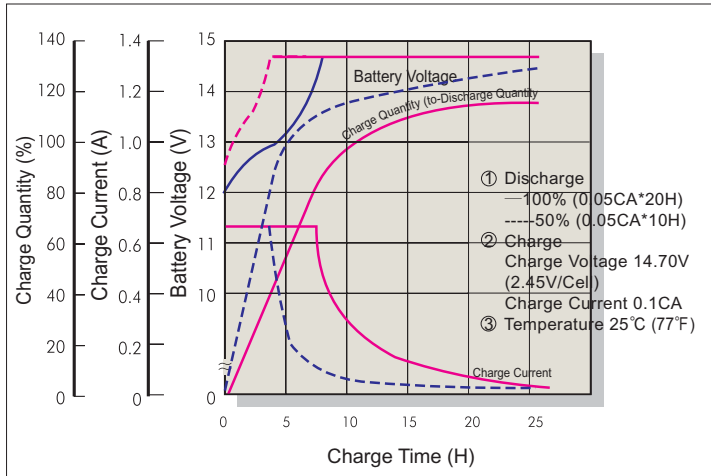
Battery Voltage and Charge Time for Standby Use



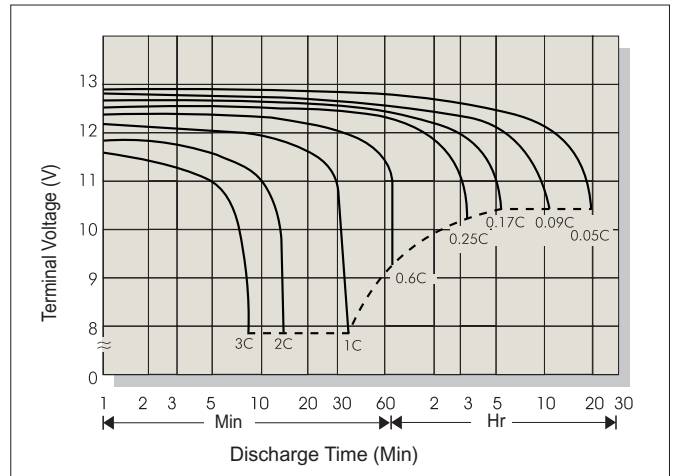
Cycle Service Life



Battery Voltage and Charge Time for Cycle Use



Terminal Voltage (V) and Discharge Time (25°C/77°F)



Charging Procedures

Application	Charge Voltage (V/Cell)			Max. Charge Current
	Temperature	Set Point	Allowable Range	
Cycle Use	25°C (77°F)	2.45	2.40~2.50	0.3C
Standby	25°C (77°F)	2.275	2.25~2.30	

Discharge Current VS. Discharge Voltage

Final Discharge Voltage V/Cell	1.75	1.70	1.55	1.30
Discharge Current (A)	0.2C > (A)	0.2C < (A) < 0.5C	0.5C < (A) < 1.0C	(A) > 1.0C